




## OTN Equipment

### Basic Training

Equipment – Primarily, three types of OTN equipment were deployed through the BSO Project:

Tandberg Intern	Polycom Practitioner Cart	Tandberg EX.
		

For a quick reference for all 3 equipment types use this job aid to learn about:

- Main components
- Remotes
- How to hook up laptops

It was designed for people who host meetings (e.g. VTN and Geriatric Co-operatives) with participants who need reminders about equipment basics and may use different equipment than you are accustomed to.

Resource: [Equipment QRGs Feb2015r](#)

The full equipment manuals for the three systems may also be a useful resource those looking for additional information about the equipment. The manual identifies features of the equipment, basic troubleshooting and guidelines for presenting over OTN.

Tandberg Intern Manual

[https://otn.ca/sites/default/files/tandberg\\_intern\\_reference\\_manual.pdf](https://otn.ca/sites/default/files/tandberg_intern_reference_manual.pdf)

Polycom Practitioner Cart Manual

[https://otn.ca/sites/default/files/polycom\\_hdx\\_clinical\\_practitioner\\_reference\\_manual.pdf](https://otn.ca/sites/default/files/polycom_hdx_clinical_practitioner_reference_manual.pdf)

Tandberg EX Reference Manual

[https://otn.ca/sites/default/files/tandberg\\_ex\\_reference\\_guide.pdf](https://otn.ca/sites/default/files/tandberg_ex_reference_guide.pdf)

Clinical <https://training.otn.ca/mod/url/view.php?id=15>